M2K

KINERGO®



3301 W MacArthur Blvd
Santa Ana, CA 92704 USA

Tel: +1 (949) 333-3800
Fax: +1 (949) 333-3804
www.M2kinc.com

EQUIPMENT CATALOGUE 2019

M2K

3301 W MacArthur Blvd
Santa Ana, CA 92704 USA

Tel: +1 (949) 333-3800
Fax: +1 (949) 333-3804
www.M2kinc.com

ABOUT KINERGO

KINERGO® introduces a new approach to Torque Converters rebuilding. Our trademark includes a couple production lines supplied by our group of companies: producing and maintenance of equipment for Torque Converters rebuilding; equipment for valve bodies testing and spare parts supply. We also provide the full cycle of maintenance for this kind of workshops: equipment supply, production cycle optimization consulting; start-up and adjustment works; personnel training; maintenance.

Nowadays the KINERGO® equipment for Torque Converters rebuilding is being successfully used in more than 200 automatic gearbox repair workshops all over the world.

KINERGO TRAINING PROGRAM

If you just starting the Torque Converters Rebuilding and you are not certain of your employees training we strongly advise you to go through with our special training, developed by our engineers. The training takes places in a real operational workshop and being based on the "master - apprentice" principal guarantees you the optimal result. During the training you and your employees will be performing all the operations and techniques used for multiple Torque Converters types rebuilding. Please keep in mind that the process being almost similar can vary depending on the type of Torque Converter you are repairing.

KINERGO REBUILDING TECHNOLOGY

For the years that our experts have been working on Torque Converters rebuilding in our workshops, they have precious knowledge and skills of repairing various types of TC. Our experience also allows us to continuously optimize the rebuilding process in order to achieve maximum efficiency. During the building up of your own workshop we strongly suggest you to rely on our experience in order to have your workshop optimized and working at maximum capacity from the start. To do that please provide us the plans of your future workshop and we will be glad to provide you the best solution possible.

KINERGO®



CONTENTS

Equipment for Torque Converters rebuilding

SV 20.002 Torque Converters welding machine with two welding torches 1
SV 10.005 Automated Torque Converters welding machine 1
SV 10.004 Torque Converters welding machine 2
SV 10.003 Torque Converters welding machine 2
NF 02.400 Infrared piston bonder 3
NF 03.400 Infrared piston bonder 3
NF 08.400 Piston bonder 3
TZ 03.800 End play gauge stand 4
SG 50.500 Air test stand for Torque Converters 4
IN 06.001 Loading mechanism preload tester for ZF6HP-type torque converters 5
INT 01-6 kit Tool kit 5
ZK 02.001 Hydropneumatic riveter for DP0 torque converters 5
PG 10.012 Hydraulic press 6
PP 01.001 Pneumatic press 6
KS 01.001 Alignment check stand 6
SB 02.350 Torque Converter balancer 7

Valve Body and Solenoid Test machine

ST 01.100 Solenoid test machine STM-K 7
STM-K Solenoid adapters 8
GT 01.100 Valve body test machine VBTM-K 9
VBTM-K Test Plates 10

Heavy duty Torque Converter rebuilding line

SV 30.002 Automated Torque Converters welding machine with two welding torches 11
TZ 10.450 End play gauge stand 11
SB 03.500 Torque Converter balancer 11

Industrial Equipment

SV 50.001 Automatic Torque Converters industrial welding machine 12

Universal machinery

LM 50.800 Lathe machine for special applications 12

Tooling

NF 08.001 Adapter kit for piston bonder NF 08.400 13
PS 07.330 / PS 07.380 Tooling package for lathe 330 mm / 380 mm 13
OS 10.001 Tooling package for welding machines 13
SB 01.100 Pneumatic device for Torque Converter's internal parts fixation 13

New generation DSG repair KIT DSG 7.02

14

M2K
3301 W MacArthur Blvd
Santa Ana, CA 92704 USA
Tel: +1 (949) 333-3800
Fax: +1 (949) 333-3804
www.M2kinc.com

SV 20.002



TORQUE CONVERTERS WELDING MACHINE WITH TWO WELDING TORCHES

Equipped with doubling control panel buttons, contact detector and robotized welding torch holders. Also equipped with 250 A welding inverter.

This automated welding machine is equipped with two welding torches led automatically to the welded Torque Converter's body. The machine is also equipped with upper safety break which prevents the upper shaft from damaging the upper cover of the Torque Converter. The welding torches are put into position manually. After that they are being power-driven into position automatically. After the welding is done they are led back automatically as well. Using this machine you can speed up considerably the welding of Torque Converters of similar types.

Max.consumed power, kW	18,0
Power supply voltage, V	380
Max.diameter of TC, mm	450
Max.height of TC, mm	250
Weight, kg	550
Dimensions (LxWxH), mm	1710 x 770 x 1990

SV 10.005



AUTOMATED TORQUE CONVERTERS WELDING MACHINE

Equipped with doubling control panel buttons, contact detector and robotized welding torch holders. Also equipped with 250 A welding inverter

This machine is used for high-precision welding of two halves of the Torque Converter's body, taking into consideration the given hub run out and end play gauge. The rigid structure of the machine, high precision mechanic parts guarantees the maximum precision of Torque Converter rebuilding. The machine is being controlled with a sensor panel and a well-developed multy-language menu. Being aware of the particularities of welding of two halves of Torque Converters we preinstalled a special algorithm of so called point fixation of welded parts which prevents the balance distortion possible due to the welding tension. This machine also allows you to perform the replacement of the hub.

Max.consumed power, kW	9,7
Power supply voltage, V	380
Max.diameter of TC, mm	450
Max.height of TC, mm	250
Weight, kg	455
Dimensions (LxWxH), mm	1080 x 710 x 1990



3301 W MacArthur Blvd
Santa Ana, CA 92704 USA

Tel: +1 (949) 333-3800
Fax: +1 (949) 333-3804
www.M2kinc.com

TORQUE CONVERTERS WELDING MACHINE

Equipped with doubling control panel buttons, contact detector and 250 A welding inverter

Comparing with the SV 10.005 model this machine's power-driven torch holder was replaced with a different manual holder. It can move and fix the chosen 3-axed position and is really easy to use. This was made to simplify the process of choosing the optimum position of the welding torch against the welded Torque Converter's body. The machine is also equipped with additional buttons for welding cycle control and the positioning of the upper shaft, the one that holds the hub. The machine is also equipped with the safety break which stops it from damaging the Torque Converter's body.

Max.consumed power, kW	9,7
Power supply voltage, V	380
Max.diameter of TC, mm	450
Max.height of TC, mm	250
Weight, kg	430
Dimensions (LxWxH), mm	1080 x 710 x 1990

SV 10.004



TORQUE CONVERTERS WELDING MACHINE

Not equipped with contact detector. Equipped with 250 A welding inverter

This model is a low cost version of the SV-series welder. Along with a very affordable price it guarantees the high performance and the quality of the Torque Converter's rebuilding. It allows you performing 250 - 300 Torque Converters a month working an 8-hour shift. Some options absent in this very welder could be installed in the future upon client's request if the rebuilding process should be needing some upgrades.

Max.consumed power, kW	9,7
Power supply voltage, V	380
Max.diameter of TC, mm	450
Max.height of TC, mm	250
Weight, kg	420
Dimensions (LxWxH), mm	1080 x 710 x 1990

SV 10.003





M2K
3301 W MacArthur Blvd
Santa Ana, CA 92704 USA
Tel: +1 (949) 333-3800
Fax: +1 (949) 333-3804
www.M2kinc.com



INFRARED PISTON BONDER

Analog control panel. Adapters included.

Building this piston bonder we used the ability of infrared radiation to penetrate ferrous metals, which allows to avoid the issue with the uneven heat distribution within the glued details and makes the contact surface and pressure issues irrelevant. The even heating and the T-bar fixation guarantees the trust-worthy and high-quality adhesion of the friction lining which is among one of the key factors in Torque Converters rebuilding. The intensity of heating can be changed by just turning the knob on the control panel.

Max.consumed power, kW	6,1
Power supply voltage, V	220
Air pressure, Bar	8
Weight, kg	280
Dimensions (LWH), mm	1115 x 600 x 1800

INFRARED PISTON BONDER

Digital control panel. Adapters included.

This piston bonder was equipped with a digital control panel, which makes its operator's job even more comfortable. The intensity of the heating can be modified by pushing a couple buttons on the control panel. The rest of the piston bonder is quite similar to the NF 02.400 : same solutions with proved efficiency, such as: T-bar fixation, infrared radiation source guarantee the even heating and the trust-worthy and high-quality adhesion of the friction material. The intensity is easily controlled as well.

Max.consumed power, kW	6,1
Power supply voltage, V	220
Air pressure, Bar	8
Weight, kg	280
Dimensions (LWH), mm	1115 x 600 x 1800

PISTON BONDER

No adapters included

This very piston bonder uses a different approach: it uses a direct application of thermal radiation from heating elements. Bonding process takes from 5 to 10 minutes: you have to select the right size of adapters to ensure the pressing of the friction lining against the plate; the pressing will be performed by the air pressure piston; the temperature and the pressure time can also be set from the main panel.

Max.consumed power, kW	7
Power supply voltage, V	220
Air pressure, Bar	8
Weight, kg	270
Dimensions (LWH), mm	1165 x 500 x 1670



3301 W MacArthur Blvd
Santa Ana, CA 92704 USA

Tel: +1 (949) 333-3800
Fax: +1 (949) 333-3804
www.M2kinc.com

END PLAY GAUGE STAND

TZ 03.800



The functioning of all the parts of torque converter is done in the way that the thermal expansion is inevitable. To ensure the proper work of the rebuilt Torque Converter we must make sure that all the axial and thermal clearances were made within the proper limits.
This very stand allows it's precise measurement up to 0,01mm of precision.

Measuring range of clearances, mm	10
Weight, kg	17,5
Dimensions (LWH), mm	500 x 250 x 490

AIR TEST STAND FOR TORQUE CONVERTERS

SG 50.500



This stand was designed to detect all the possible leaks of ATF. It is really simple to use: the torque converter is fixed on the stand by the hub and excessive air pressure is created. After that it is emerged in the water. The appearance of bubbles proves that some leaks are present and the TC needs additional work to be done. It is worth mentioning that the stand does not require electricity: all mechanisms are pneumatically operated by means of air compressor.

Air pressure, Bar	8
Weight, kg	71
Dimensions (LWH), mm	978 x 530 x 1883



M2K
3301 W MacArthur Blvd
Santa Ana, CA 92704 USA
Tel: +1 (949) 333-3800
Fax: +1 (949) 333-3804
www.M2kinc.com

IN 06.001



LOADING MECHANISM PRELOAD TESTER

for ZF6HP-type torque converters

The ZF6HP-generation of ZF torque converters are all equipped with sliding lockup mechanism with preloaded friction clutch. This was done in order to make the workshops quit rebuilding this generation of Torque Converters and make the clients buy new one from the producer. This very preload testing stand was developed by our engineers in order to make the rebuilding of new Torque Converter a reality. This stand allows you to measure and adjust the required pressure of the lockup clutch, which affects directly the gear shifting and transmission functioning.

Air pressure, Bar	8
Weight, kg	40
Dimensions (LWH), mm	450 x 635 x 1000

INT 01-6 kit



The tool kit INT 01-6 kit is a specially designed tool for the loading mechanism preload tester IN 06.001 (for each type of clutch). Tools allow you to rotate and adjust the preloaded disk for two handles. This is a real professional tool that allows you to work quickly and accurately.

ZK 02.001



HYDROPNEUMATIC RIVETER

for DP0/AL4 Torque Converters

KINERGO's engineers recommend this item to all service centers, which repair automatic transmissions made in France. The riveter recovers Torque Converter lockup mechanism of such transmissions, as AL4 and DP0. Riveted connections reliability will be provided at the level of manufacturer of such torque converters.



3301 W MacArthur Blvd
Santa Ana, CA 92704 USA

Tel: +1 (949) 333-3800
Fax: +1 (949) 333-3804
www.M2kinc.com

HYDRAULIC PRESS

Designed to perform pressing in, pressing out, straightening and bending, cold unriveting by pressure. The press is used to replace bushings of torque converter and also hubs of turbine wheel, which is connected using rivets. Hydraulic station of the press is controlled by two pedals, which greatly simplify the work.

Consumed power, kW	2
Power supply voltage, V	380
Tonnage	10
Working width, mm/height, mm	460 / 555
Piston-stroke, mm	160
Weight, kg	70
Dimensions, mm	900 x 500 x 1900

PG 10.012



PNEUMATIC PRESS

The pneumatic press PP 01.001 is used as an auxiliary device for disassembling and assembling the automatic transmission.
Indispensable for mounting and dismounting the pistons in the automatic transmission clutch.

Constant working air pressure, Bar	3-6
Extension of the rod in the pneumatic cylinder, mm	200
Press dimensions, L x W x H, mm, not more	670x450x990
Weight, not more then kg	32

PP 01.001



ALIGNMENT CHECK STAND

Alignment check stand allows rapid and precise measuring of such parameters of the torque converter as its overall height, projecting part height of pump hub, hub run-out, pump wheel body run-out.

Dimensions (LHW) mm 390 x 390 x 670

KS 01.001





M2K
3301 W MacArthur Blvd
Santa Ana, CA 92704 USA
Tel: +1 (949) 333-3800
Fax: +1 (949) 333-3804
www.M2kinc.com

SB 02.350



TORQUE CONVERTER BALANCER

Without adapters

KINERGO Torque Converter balancer allows checking and balancing any torque converter with guaranteed accuracy. And you are 100% sure that any vibration of a running car can be caused by anything, but unbalanced Torque Converter, that you have repaired. Adapters are not included in the set and have to be ordered separately.

Maw. consumed power, kW	0,4
Power supply voltage, V	220
Balancing accuracy, g mm	1,0
Weight, kg	145
Dimensions, (LWH), mm	710 x 498 x 1030
with pneumatic device	710 x 498 x 1950

ST 01.100



SOLENOID TEST MACHINE STM-K

The Solenoid Test Machine was designed specially to test the condition of solenoids from different manufacturers. Kinergo has developed a number of different adapters to test the solenoids, that allows you to test most of popular brands on the market. The device is controlled by a controller, specially designed for testing Solenoids.

Consumed power, kW	5,5
Power supply voltage, V	380/220
Weight, kg	300
Dimensions, (LWH), mm	1360 x 700 x 1530



SOLENOID ADAPTERS AND CABLES*

Solenoid adapters for transmission	Adapter ref	Cable ref
JF015E/RE0F11A [NL-01, NH]; JF016E	60015.01	60015.01C/H
JF010E, JF011E [NL, NH]; JF015E/ 016E/ RE0F11A	60015.02	60015.02C/H
AW55-50SN (AF33/ RE5F22A/ AF33-5); AW55-51SN	60114.01	60114.01C/H
TF60-SN (09G), TF61-SN (09K), TF62-SN (09M), TR60-SN (09D)	60119.01	60114.01C/H
TF60SN(09G), TF61-SN(09K), TF62SN(09M), TR60-SN(09D), TF80-SC	60119.02	60114.01C/H
722.6	60124.01	60124.01C/H
722.6	60124.02	60124.01C/H
722.6	60124.03	60124.03C/H
722.9, 722.8	60126.01	60126.01C/H
TR80-SD/0C8	60137.01	60114.01C/H
6HP19, 6HP21, 6HP26, 6HP26A, 6HP26X, 6HP28, 6R80W, 6R60, 6R75W	60138.01	60015.02C/H
6HP19, 6HP21, 6HP26, 6HP26A, 6HP26X, 6HP28, 6R80W, 6R60, 6R75W	60138.02	60015.02C/H
DP0 / AL4, DP2 / AT8	60173.01	60173.01C/H
DP0 / AL4, DP2 / AT8	60173.02	60173.01C/H
A8TR1, A8LR1	60178.01	60178.01C/H
RE5R05A, RE7, JF010E, JF011E	60179.01	60015.02C/H
4L60E/65E/70E; 4T60E/65E/80E; 5L40E/50E; M11/78 ; TH700R4	60180.01	60180.01C/H
4L60E/65E	60180.02	60180.01C/H
8HP45 (845RE), 8HP50, 8HP55AF, 8HP70, 8HP75, 8HP90, 6HP28	60188.01	60015.02C/H
0AM, DCT, DQ200	60191.01	ST01.100C/H
02E, 0B5, DQ500, DL501, 0BH1, 0BH2	60192.01	60192.01C/H
M11, M78, 02E, DL501	60192.02	60192.01C/H
U660E (TM-60LS), U760E	60197.01	60197.01C/H
U660E (TV-60LS), U760E; U250, U151, U150, U141	60197.02	60114.01C/H
A750E, A760E, A761E/F; A750E, A760E, A761E/F; A750E	60239.01	60114.01C/H
A6MF/6FL24, A6LF, A6GF; A6MF/6FL24, A6LF, A6GF	60241.01	60015.02C/H
A6MF (6F24), A6LF, A6GF ; A8LR1, A8TR1	60241.02	60015.02C/H
8HP45, 8HP50, 8HP70, 8HP75, 8HP90, AL450 (0CM), 9HP48/28, 9P48H	60242.01	60015.02C/H
ZF (all) Black, AL450 (0CM), A6MF (6FL24), A6LF, A6GF, A8LR, A8TR	60242.02	60015.02C/H
6DCT450, 6DCT470	60246.01	60246.01C/H
6DCT450, 6DCT470	60246.02	60246.01C/H
6DCT450, 6DCT470, MPS6, SPS6	60246.03	60246.03C/H
A4CF1, A4CF2, A5CF2	60705.01	60705.01C/H
01L / ZF5HP24A , 1V / ZF5PH19FL / ZF5PH19FLA SINCE 2002, 1V / ZF5PH19FL / ZF5HP24, ZF5PH19 SINCE 2002, ZF5PH19 UNTIL 2001 INCLUSIVE	60131.01	60131.01C/H
01L / ZF5HP24A , 1V / ZF5PH19FL / ZF5PH19FLA SINCE 2002, 1V / ZF5PH19FL / ZF5HP24, ZF5PH19 SINCE 2002, ZF5PH19 UNTIL 2001 INCLUSIVE	60131.02	60131.01C/H
1V / ZF5PH19FL / ZF5PH19FLA SINCE 2002, ZF5PH19 SINCE 2002	60131.03	60131.01C/H
01L / ZF5HP24A, 1V / ZF5PH19FL / ZF5PH19FLA UNTIL 2001 INCLUSIVE, ZF5HP24, ZF5PH19 UNTIL 2001 INCLUSIVE	60133.01	60131.01C/H
6T30, 6T35, 6T40 / 6T45, 6T50	60153.01	60015.02C/H
4T40E, 6T65E, 5L40E	60165.01	60180.03C/H
0B5 , DL501	60190.01	60192.01C/H
01J , 0AW	60198.01	60198.01C/H
ZF9HP28 / ZF9HP48, 928TE / 948TE	60334.01	60015.02C/H

* the list of adapters and cables is constantly updated

M2K
3301 W MacArthur Blvd
Santa Ana, CA 92704 USA
Tel: +1 (949) 333-3800
Fax: +1 (949) 333-3804
www.M2kinc.com

GT 01.100

VALVE BODY TEST MACHINE VBTM-K



The VBTM-K Valve Body test machine is the tool for diagnostics and testing of automatic gearboxes Valve Bodies. The machine uses an electronic controller to emulate the real-time work of the gearbox by redirecting the working pressure according to the preinstalled working scenarios and measuring the outcoming pressure on each channel. After that the graphic diagram is being created allowing you to compare it with the master diagram. The ATF is being heated to the working temperatures and different input pressures are used which allows us to eliminate the potential errors caused by different viscosity of ATF depending on it's temperature.

So called diagrams are already installed in the machine. You place the Valve body on the test plate, plug in the sensors to the output channels and you start the first test (the full gearbox working cycle). After that the test is performed multiple times on different pressures. After the test is done the diagram will appear on the screen.

The VBTM-K Valve Body test machine sends some algorithm for the Valve Body to perform. The machine can make some of the Valve Body parts to be working in the extreme mode, trying out their reliability and performance. Such practice is called "Stress Test". You install special pressure sensors on the Valve Body output channels, responsible for engaging and desengaging friction plates and other parts of automatic gearbox, and the pressure value is being measured in given time points. The information received after that is processed and presented on the screen in form of diagrams and tables, which can be compared to the initial test results performed on new Valve Bodies

Peak power, kW	7,2
Continuous power, kW	4
Power supply voltage	either 380 or 220
Weight, kg	380
Dimensions (LWH), mm	1250 x 850 x 1500





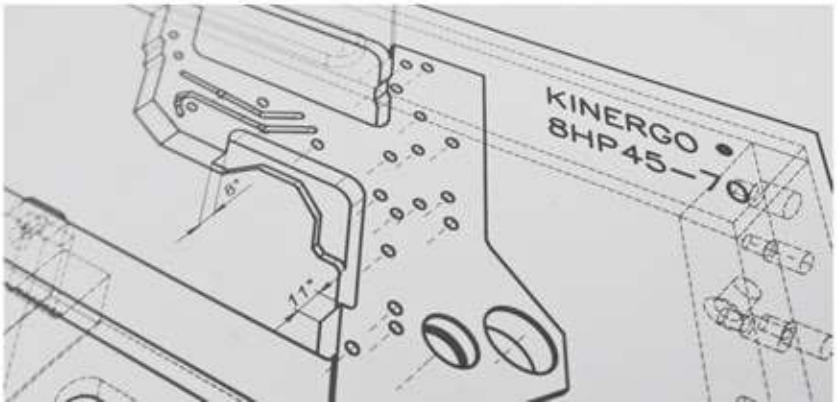

3301 W MacArthur Blvd
Santa Ana, CA 92704 USA
Tel: +1 (949) 333-3800
Fax: +1 (949) 333-3804
www.M2kinc.com

ADAPTERS

TRANSMISSION	CODE	CABLES
AISIN WARNER		
Adapter plate 55-50SN	70114	70114C/H
Adapter plate 55-50SN Sol	70115	70114C/H
Adapter plate TF80	70116	70116C/H
Adapter plate TF81	70118	70118C/H
Adapter plate TF80-TF81 Sol	70203	70118C/H
Adapter plate TF60-09G	70119	70119C/H
Adapter plate TF60-09G (GEN 2)	70121	70119C/H
Adapter plate TF60-TR60 Sol	70204	70119C/H
Adapter plate TR60-09D	70120	70120C/H
Adapter plate TR80-0C8	70137	70137C/H
MERCEDES		
Adapter plate 722.6	70124	70124C/H
Adapter plate 722.9	70126	70126C/H
ZF		
Adapter plate 5HP19-Audi	70131	70131C/H
Adapter plate 6HP19-26-32 (Gen 1)	70138	70138C/H
Adapter plate 6HP21-28-34 (Gen 2)	70188	70188C/H
Adapter plate 8HP45-70	70242	70242C/H
VW		
Adapter plate DSG-02E	70192	70192C/H
FORD		
Adapter plate 6DCT450-470	70246	70246C/H
Adapter plate 6R60-6R80 (Gen1 + Gen2)	70138	70138C/H
GM		
Adapter plate 6T40-45	70153	70153C/H
JATCO		
Adapter plate JF011E	70011	70011C/H
Adapter plate JF015E	70015	70015C/H
TOYOTA		
Adapter plate U240E-U250E	70215	70215C/H (2pcs.)
Adapter plate U660E	70197	70197C/H
Adapter plate A750-A761	70239	70239C/H
MITSUBISHI/ HYUNDAI/ KIA		
Adapter plate ABLF	70177	70177C/H
Adapter plate A6MF	70241	70177C/H
Adapter plate A4CF1-A4CF2	70705	70705C/H
CHRYSLER		
Adapter plate 62TE	70238	70238C/H
DP0		
Adapter plate DP0-AL4	70173	70173C/H
UNIVERSAL PLATES FOR SOLENOIDS TESTING		
Adapter plate for solenoids testing	90000	90000C/H
Adapter plate for solenoids testing 60 bar	90100	90100C/H

M2K
3301 W MacArthur Blvd
Santa Ana, CA 92704 USA
Tel: +1 (949) 333-3800
Fax: +1 (949) 333-3804
www.M2kinc.com

SV 30.002



AUTOMATED TORQUE CONVERTERS WELDING MACHINE WITH TWO WELDING TORCHES

Equipped with 350 A welding inverter

This machine is equipped with two power-driven welding torches automatically led to the welded Torque Converter's body. the torches are placed into welding position manually. After that they are automatically power driven to the Torque Converter. After the welding is performed the torches are being returned to the initial position. This machine was designed to heavy-duty Torque Converters rebuilding but can be used for cars Torque Converters as well.

Max. consumed power, kWt	29
Power supply Voltage, V	380
Max.diameter of TC, mm	450
Max.height of TC, mm	300
Weight, kg	600
Dimensions (LWH), mm	650 x 1750 x 2065

TZ 10.450



END PLAY GAUGE STAND

During the Torque Converter's work the heat extension of some of its parts is inevitable. There is a notion of so called "end play gauge" which allows to assure the performance of the Torque converter in working temperature range without loosing its efficiency. This stand allows to determine the internal end play gauge of different type of Torque converters after the repair with the accuracy up to 0.01 mm.

Range of clearances, mm	10
Weight, kg	65
Dimensions (LWH), mm	720 x 540 x 500

SB 03.500



TORQUE CONVERTER BALANCER

No adapters included

The KINERGO Torque Converter Balancer allows you to perform the balance check and additional balancing after the rebuilding has been performed. This procedure will allow you to be 100 percent sure that the vibration in the gearbox (if any) was not caused by the Torque converter you have rebuilt.

Max. consumed power, kWt	5
Power supply Voltage, V	380
Balancing accuracy, g mm	3,0
Weight, kg	800
Dimensions (LWH), mm	1700 x 1385 x 990



AUTOMATIC TORQUE CONVERTERS INDUSTRIAL WELDING MACHINE

This Fully Automated Dual Gun welding machine was designed especially for large factories, performing massive welding of Torque Converters of the same type. It can perform welding of Torque Converters converters with diameter as big as 450 mm and 300mm in height.
The machine is equipped with two power-driven automatic welding torches. They are put in the welding position and then they are power-driven to the welded Torque Converters body. After that the welding is performed automatically and after it is done the torches are power-driven back to the initial position. This machine has been designed for rebuilding heavy duty Torque Converters by large facilities. The massive welding of series of Torque Converters of the same type is it's main purpose. The individual welding algorithm (60 of them are preinstalled) allows you to boost your enterprise's efficiency

Max. consumed power, kWt	40
Power supply voltage, V	380
Max.diameter of TC, mm	530
Max.height of TC, mm	300
Weight, kg	1500
Dimensions (LWH), mm	980 x 2415 x 2286

SV 50.001



LATHE MACHINE FOR SPECIAL APPLICATIONS

This very lathe machine was designed especially for Torque Converters rebuilding workshops. The TC is well fixed on the faceplate with a specially designed mechanism. This mechanism allows to align the Torque Converters with special adapters; but you also can use an ordinary turning cartridge. The cutting device holder allows the usage of standard burins of 25x20 and 25x25 mm dimensions. The cross feed can be made using the mechanical power or manually. The machine is also equipped with electronic measuring tool with display, which ensures the high precision of operations. Rotation speed can be modified without gear box. Easy and comfortable to use, compact, the rigid construction and a powerful engine - these are the qualities which will allow this lathe machine to become a valuable addition to your workshop.

Max consumed power, kWt	13
Power supply voltage, V	380
Max.diameter of TC, mm	500
Max TC high, mm	350
Weight, kg	1200
Dimensions (LWH), mm	1600 x 915 x 1690

LM 50.800





NF 08.400



Adapter kit for piston bonder

Adapters are designed for use in NF 08.400 piston bonder. Set is universal and suitable for all torque converters.

PS 07.330
PS 07.380



Tooling package for lathe machine

330 and 380 mm

The package is used for cutting of Torque Converter, refinement of its surfaces and diameters. Consists of a chuck and centering adapters for torque converter.

OS 10.001



Tooling package for welders, including adapters for fixing pump hub during its replacement

Designed to fix the impeller hub when welding.

SB 01.100



Pneumatic device for fixation of internal parts of the torque converter

including 1 splinted adapter, 3 blanc parts and 7 centering adapters

This device was designed for the Torque Converters balancer SB 02.350 and is used to fix the internal parts of the Torque Converter while balancing.



M2K
3301 W MacArthur Blvd
Santa Ana, CA 92704 USA
Tel: +1 (949) 333-3800
Fax: +1 (949) 333-3804
www.M2kinc.com

NEW GENERATION DSG REPAIR KIT DSG 7.02

Takes care of the "P17BF problem", common for DSG 7 gearboxes

Description:

DSG 7.02 repair kit allows you to perform the repair of the DSG 7 gearbox, eliminating the most common "P17BF error", caused by cracks and / or plate cracks in the accumulator holding part.

* The wrench should be ordered separately;
* The screws for fixing the are already installed in the gearbox.

Advantages:

- quick & easy to install;
- no extra effort needed before installation;
- for some types of transmission the repair is possible without taking out the plate itself;
- allows you repairing the valve bodies with destroyed accumulator thread connection.

COMPATIBLE WITH ALL TYPES OF AUTOMATIC TRANSMISSIONS OF THE DSG 7 SERIES









M2K

3301 W MacArthur Blvd
Santa Ana, CA 92704 USA

Tel: +1 (949) 333-3800
Fax: +1 (949) 333-3804
www.M2kinc.com

KINERGO®